




İsminde "h" sesi bulunan nesnelere işaretleyelim.






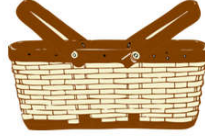














Aşağıdaki varlıkların isminde geçen "h" harflerini işaretleyelim.



hakem



halat



sehpa



hıyar



hortum



halay




hırka



bahçe

İsminde "h" sesi başta mı ortada mı sonda mı?




















Aşağıdaki görsellerdeki varlıkların adını yazalım.







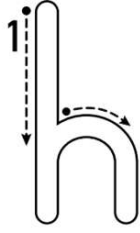
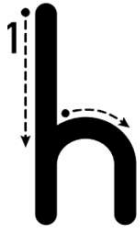




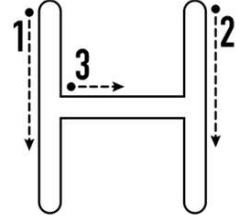
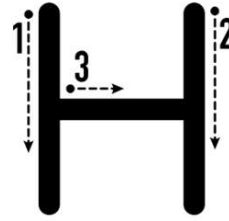








Handwriting practice lines for the lowercase letter 'h'. Each line consists of a top solid line, a middle dashed line, and a bottom solid line. The first line contains a dotted 'h' for tracing, followed by ten empty lines for independent practice.



Handwriting practice lines for the uppercase letter 'H'. Each line consists of a top solid line, a middle dashed line, and a bottom solid line. The first line contains a dotted 'H' for tracing, followed by ten empty lines for independent practice.